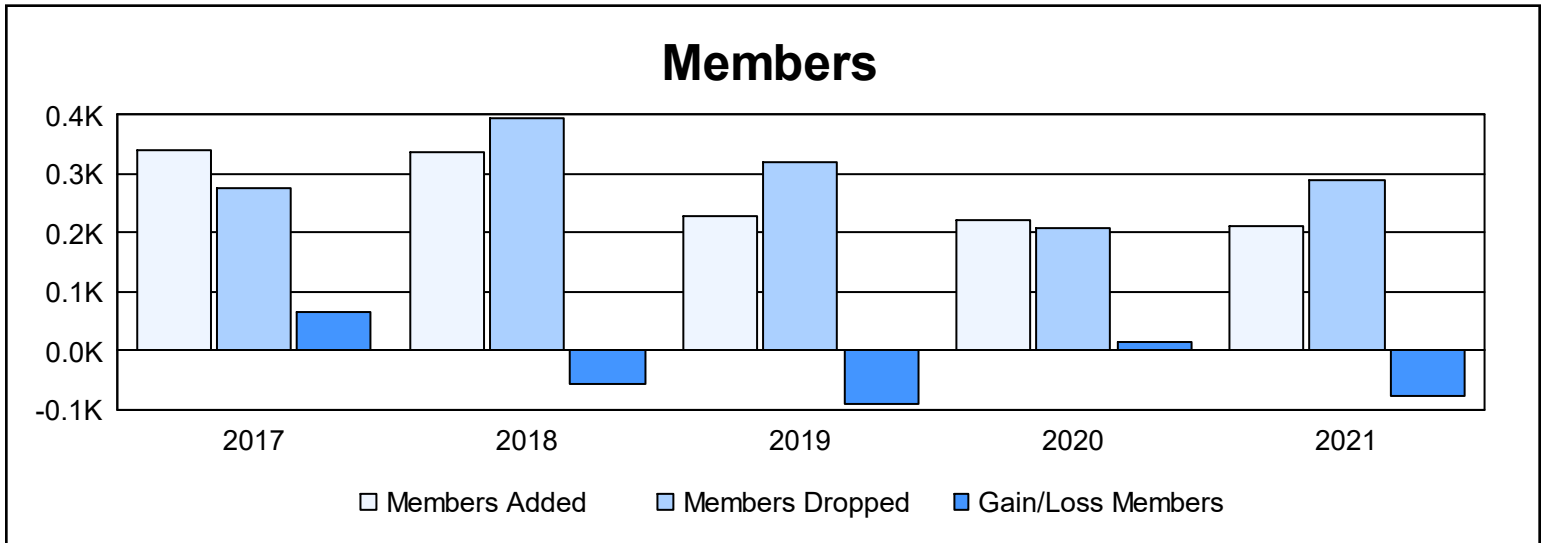
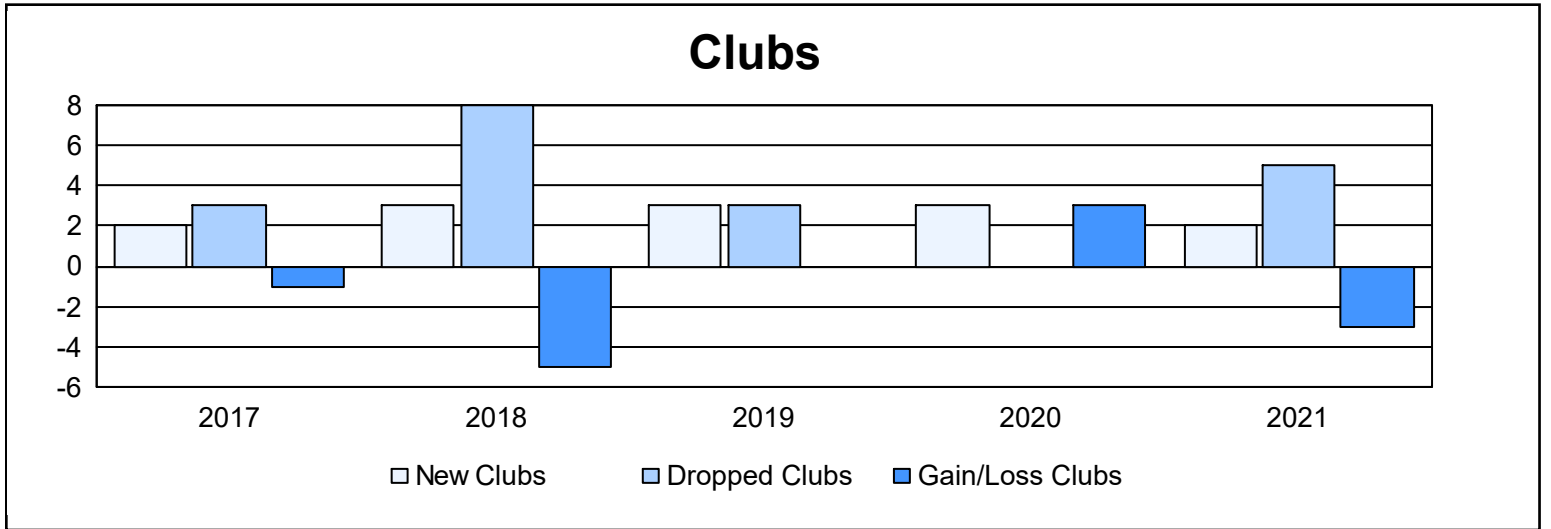
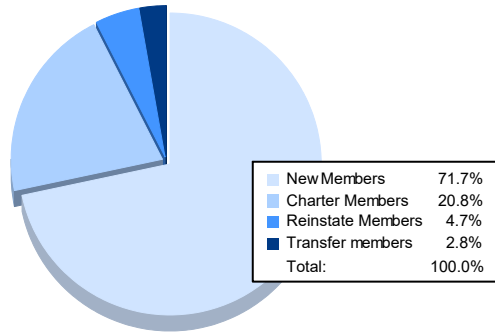


| Year | New Clubs | Dropped Clubs | Gain/ Loss Clubs | New Members | Charter Members | Reinstate Members | Transfer Members | Total Member Added | Total Members Dropped | Gain/ Loss Members |
|----------------|-----------|---------------|------------------|-------------|-----------------|-------------------|------------------|--------------------|-----------------------|--------------------|
| 2016-2017 | 2 | 3 | -1 | 266 | 62 | 10 | 4 | 342 | 275 | 67 |
| 2017-2018 | 3 | 8 | -5 | 205 | 86 | 25 | 20 | 336 | 394 | -58 |
| 2018-2019 | 3 | 3 | 0 | 95 | 93 | 31 | 9 | 228 | 319 | -91 |
| 2019-2020 | 3 | 0 | 3 | 122 | 87 | 9 | 5 | 223 | 207 | 16 |
| 2020-2021 | 2 | 5 | -3 | 152 | 44 | 10 | 6 | 212 | 290 | -78 |
| Average | 3 | 4 | -1 | 168 | 74 | 17 | 9 | 268 | 297 | -29 |



Membership Composition June 2021 Cumulative



Gender Composition June 2021 Cumulative

